



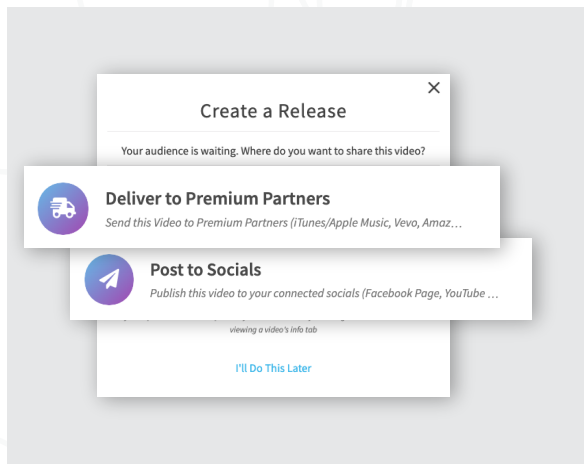
Grow your global audience with expedited delivery to the world's leading video destinations.

From one convenient platform, our video distribution services allow you to:

Deliver to Premium Partners – Send your videos to our network of premium video partners including iTunes, Apple Music, Vevo, etc.

Post to Socials – Publish your videos to connected social accounts including your YouTube Channel, Facebook Page, etc.

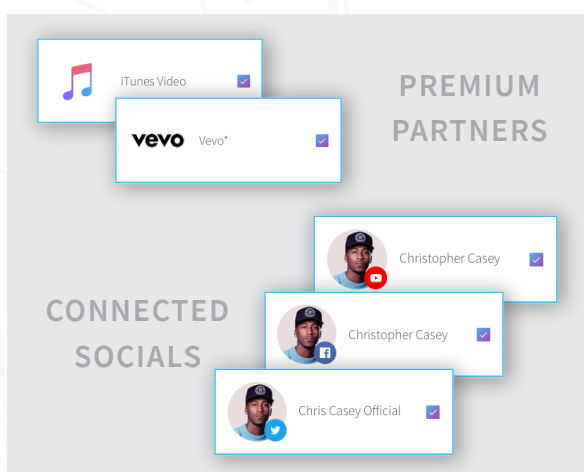
Once logged into your Vydia account, complete the following steps:



STEP #1

Select **My Content** from the top menu bar and choose the video you would like to distribute.

Select **Create Release** and choose whether you would like to Deliver to **Premium Partners** or **Post to Socials**.

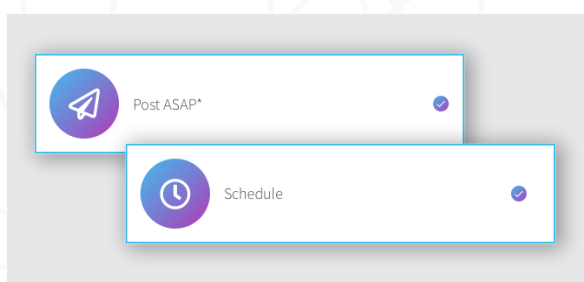


STEP #2

Select where you want to distribute your video by selecting your available **premium partner(s)** or **social network(s)**.

Customize Post

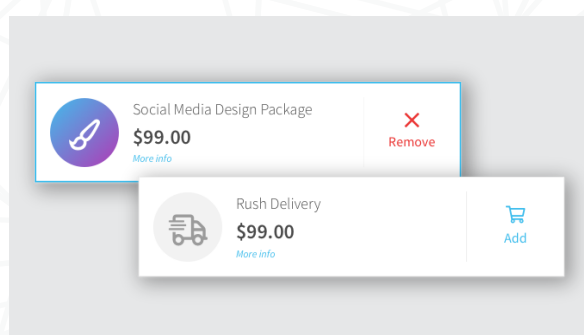
If you are publishing your video to a **social network** or **Vevo**, you will be enabled to **customize a post**.



STEP #3

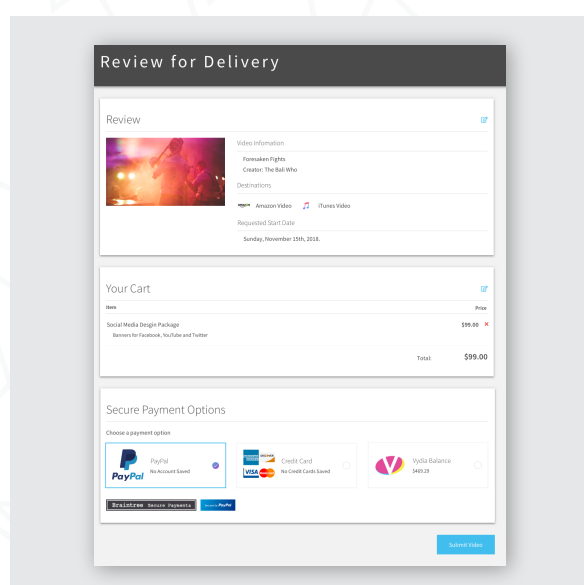
Schedule when you would like your video to go live and click **Continue**.

Please note: Video distribution may take up to 5 business days as your video needs to be reviewed, accepted, and published on the requested partner platforms.



STEP #4

If you would like to **opt into any additional services** such as our **Social Media Design Package**, you can do so now. Once you're ready, click **Continue to Review**.



STEP #5

Confirm the release details and select **Submit Video**.

Your video will now be reviewed.
Once your video has been delivered, you will receive a notification.

If you have any questions, contact our team at support.vydia.com.